

HK07

Miniature Hour Meters

Features

- Super Low Power
- Hours & 1 /100th Resolution
- 7 Digits with Magnifying Lens .16" (without magnifying lens .11 ")
- 7 Mounting Styles, Including PCB Mount Models
- Tiny Size



Applications:

Printed circuit board warranty. Warranty monitoring where low power consumption is required, usually in battery operated devices.

Description:

The HK Series hour meters use a quartz crystal oscillator that generates an impulse every 36 seconds or 0.01 of an hour. The coil is triggered for 32 ms. Max power consumption is needed only after every 36s. The rest of the time the power consumption is max. 2mA. This allows battery operation and use on electronic PC Boards. On times less than 36s are not counted. A very high shock resistance guarantees accurate timing under abnormal conditions.

Specifications:

PCB Mount Models: silver-plated solder pins 0.016" x 0.047"

Display: 99999.99 H

Digits: Hours, white on black; Decimals, red on black

Rated voltage: 5,12, 24VDC $\pm 10\%$

Residual ripple: max. 5%

Average power consumption: approx. 10 mW on 5VDC; approx. 24 mW on 12VDC; approx. 48 mW on 24VDC.

Max. power consumption: every 36s with an impulse length of 32ms approx. 55mW on 5VDC; approx. 120 mW on 12VDC; approx. 250 mW on 24VDC

Ambient temperature: +14° F to +185° F (-10°C to +85°C).

Solderable and wash proof versions:

HK 07.90, HK 07.91 and HK 07.92

Electric Connections on flush and base mount models:

approx. 6" long wire leads (red +); (black -)

Accuracy: .005%

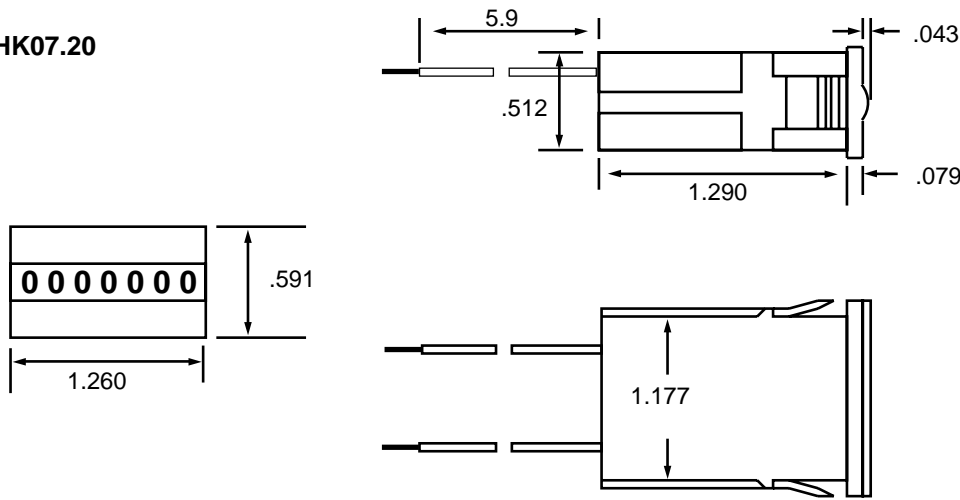
Approvals: CE Approved

TIMERS

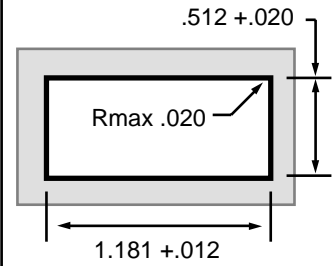
AVAILABLE TYPES TYPE	HEIGHT OF HOUSING	FIGURES	ELEC. DISPLAY	CONNECTION	VOLTAGE $\pm 10\%$ DESCRIPTION (Specify)
HK 07.20 plastic	.16"	on narrow side	flying leads	flush mount / snap-in	5, 12, 24 VDC
HK 07.40 steel Sheet	.16"	on broad side	solder pins	PCB-mount	5, 12, 24 VDC
HK 07.50 steel sheet	.16"	on narrow side	solder pins	PCB-mount	5, 12, 24 VDC
HK 07.80 plastic	.16"	on narrow side	solder pins	PCB-mount	5, 12, 24 VDC
HK 07.90 plastic	.16"	on broad side	solder pins	PCB-mount-wash proof	5, 12, 24 VDC
HK 07.91 plastic	.11"	on narrow side	solder pins	PCB-mount-wash proof	5, 12, 24 VDC
HK 07.92 plastic	.16"	on narrow side	solder pins	PCB-mount-wash proof	5, 12, 24 VDC
AHK 07.00 plastic	.16"	on narrow side	flying leads	base mount	5, 12, 24 VDC

Dimensional Diagrams:

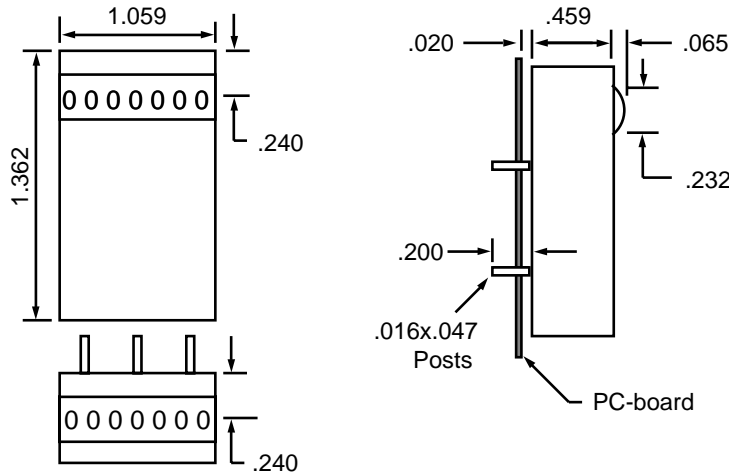
HK07.20



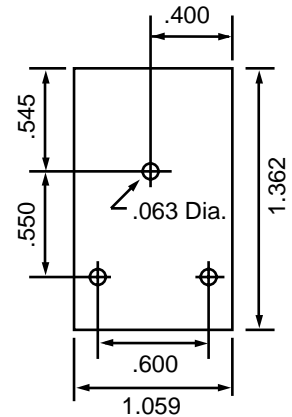
Panel Cutout



**MAG. LENS
HK07.40**

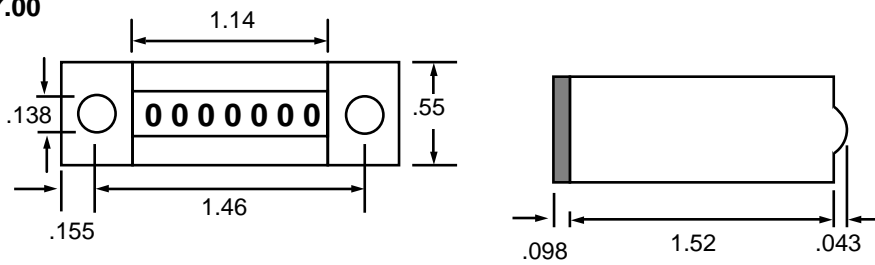


**Punching diagram for PCB
(component side)**

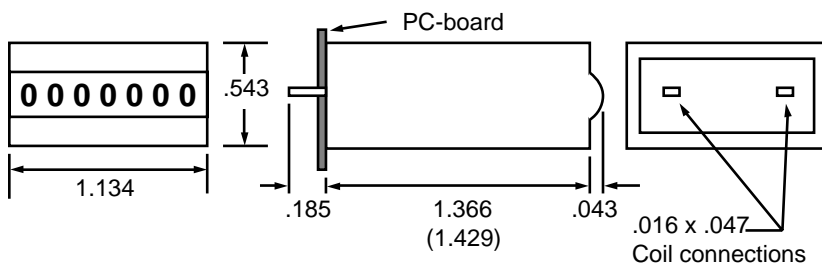


**MAG. LENS
HK07.50
HK07.91**

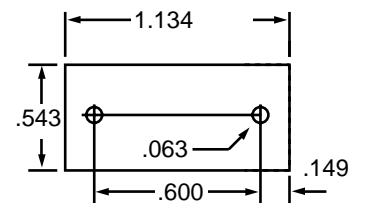
AHK07.00



**HK07.80
(HK07.92)**



**Punching diagram for PCB
(component side)**



TIMERS